



Capital Management Ltd.
...Growing People, Growing Businesses

MY WEALTH UNIT TRUST

ANNUAL REPORT 2020





MY WEALTH UNIT TRUST

ANNUAL REPORT AND FINANCIAL STATEMENTS

31ST DECEMBER, 2020

Abbew-Dadzie Associates
(Chartered Accountants)

Contents

| | |
|---|----|
| Notice Of Annual General Meeting | 03 |
| Corporate Information | 04 |
| Statement of Trustees and Fund Manager's Responsibilities | 05 |
| Report Of The Trustees | 06 |
| Fund Manager's Report of the Trustees to the Unit Holders | 07 |
| Independent Auditors Report | 13 |
| Financial Statement | 16 |
| Notes to the Financial Statements | 22 |
| Proxy Form | 32 |

Mywealth Unit Trust

Notice Of Annual General Meeting

NOTICE IS HEREBY GIVEN that the 7th Annual General Meeting of My Wealth Unit Trust will be held via zoom on Friday, September 17, 2021 at 10:00am to 11:00am prompt to transact the following businesses:

AGENDA

1. To receive the report of the Manager for the year 2020
2. To receive the Audited financial statements for the year ended December 31, 2020 together with the Trustees and Auditors report thereon
3. To authorize the Manager to appoint and fix the remuneration of the Auditors for the year 2021.

The AGM Report, zoom meeting ID and Passcode will be shared with Unitholders via their contact details with IFS Capital Management Limited.

For all questions and enquires, kindly contact us on;

Phone: 0302777081 / 0571386759

Email: clientservice@ifscapitalgh.com

Ips Capital Management Limited
Plot No. 7, Nii Yemoh Street,
East Legon-Accra.

Dated this 19th day of August, 2021

BY ORDER OF THE FUND MANAGER

For: IFS Capital Management Limited

Corporate Information

Mywealth Unit Trust is an open-ended unit trust managed by IFS Capital Management Limited and it is governed by the laws of Ghana. The Fund is established with an unlimited duration and is authorized to operate by the Securities and Exchange Commission under the Unit Trust and Mutual Funds Regulations 2001 (LI 1695).

| | |
|---------------------------------|--|
| Manager | IFS Capital Management Limited Plot No. 7, Nii Yemoh Street East Legon, Accra-Ghana |
| Trustee/Custodian | Universal Merchant Bank Limited SSNIT Emporium, Airport City, Accra P. O. Box GP 401, Accra |
| Investment Advisor | IFS Capital Management Limited Plot No. 7, Nii Yemoh Street East Legon, Accra-Ghana |
| Auditor | OBS Accounting (Chartered Accountants) P. O. Box NK 154, North Kaneshie- Accra |
| Lawyer | Samuel Adu Boahen, Esq IFS Capital Management Limited Nii Yemoh Avenue, Plot No.7 East Legon, Accra |
| Objectives of the Scheme | The Fund seeks to provide long term growth of capital and current income. It invests primarily in stocks with long-term growth potential and fixed income securities of all maturities issued by governments and corporations around the world |
| Fund Category | Balanced Fund |
| Investment Policy | The investment policy is to carefully select growth assets that will ensure best rewards while minimizing risk exposure of investments. The investment in fixed Income securities provides a cushion of down-side protection to the portfolio. |

Statement of Trustees and Fund Managers Responsibilities

The Unit Trust and Mutual Fund Regulation 2001 (LI 1695) require the Fund Managers and the board of directors of the fund to prepare Financial Statements for each financial period which gives a true and fair view of the state of affairs of the Trust, except for the Income and Distribution accounts which shall be maintained by the Trustee of the Trust. In preparing these Financial Statements the Fund Managers are required to:

- i) Select suitable Accounting Policies and apply them consistently
- ii) Make judgments and estimates that are reasonable and prudent
- iii) State whether applicable Accounting Standards have been followed, subject to any material departures disclosed and explained in the Financial Statements; and
- iv) To ensure that the Financial Statements are prepared on the going concern basis unless it is iv) inappropriate to presume that the Fund will continue in business

The Fund Managers are responsible for keeping proper accounting records which disclose with reasonable accuracy at any time the financial position of the Trust which enable them to ensure that

the Financial Statements comply with the Companies Act, 2019 (Act 992), the Securities and Industry Act, 2016 (Act 929), and the Unit Trusts and Mutual Funds Regulations, 2001 (L.I. 1695) and the relevant Legislative instrument. The Trustees are also responsible for safeguarding the assets of the Trust and hence for taking reasonable steps for the prevention and detection of fraud and other irregularities.

The above Statement which should be read in conjunction with the Statement of the Auditors' responsibilities set out on page 14 is made with a view to distinguishing for unit holders/investors the respective responsibilities of the Trustees, Fund Managers, and the Auditors in relation to the Financial Statements.



TRUSTEE



FUND MANAGER

Report of the Trustees to the Unit Holders

In our opinion, according to the information made available to us and the explanations provided, we confirm that in all material respects, the manager has managed the scheme during the period covered by this Financial Statements in accordance with the Trust Deeds dated 6th October, 2008 and all regulations for the time being in force under the Unit Trust and Mutual Fund's Regulations, 2001, (L.I. 1695)

Dates this 19th day of July, 2021

For: UNIVERSAL MERCHANT BANK GHANA LIMITED

A handwritten signature in black ink, consisting of a series of overlapping loops and a long horizontal stroke extending to the right.

Fund Manager's Report of the Trustees to the Unit Holders

Dear Valued Unit holders,

It is my pleasure to welcome you to the 7th Annual General Meeting of your fund, My Wealth Unit Trust. We are grateful you entrusted us with the oversight of My Wealth Unit Trust Fund over the year and especially in these usual times of the Covid-19 pandemic. It gives me great pleasure to address you today.

As I present to you the performance of your fund for the year under review, allow me to briefly present to you the overview of how the world and local economies performed during the year 2020.

I shall subsequently present to you our 2020 performance report, outlook and expectations for the year 2021.

Global Economic Review

The year 2020 was marked by the far-reaching consequences of the Covid-19. The Coronavirus pandemic exerted enormous pressure on the world economy and on global health system with many economies across the globe locking down to cut the spread of the deadly virus. The unparalleled turbulence of the coronavirus pandemic led the International Monetary Fund (IMF) to adopt an uncertain economic global outlook. The Global economy contracted at 4.4% in 2020 from the previous year contraction of 3.3%.

The World Bank and the World Health Organization steered in measures like the development, approval, and emergency rollout of the COVID-19 vaccines in the last quarter of

2020. Other measures included the debt service suspension and the \$160billion debt financing to countries across the world between April 2020 and June 2020 to support countries to contain the spread of the virus. This was to help mitigate the financial impact of the Covid-19 on economies and to improve the world's economy at large. The global economy which was projected to grow at 2.9% in 2020 is gradually recovering from the impact of the Coronavirus.

The IMF revised its previous pessimistic global economic growth projection in its October outlook due to a robust economic growth registered by some major economies like the U.S and China. Oil prices equally made a gradual recovery although below pre-pandemic levels.

This informed a modest year-end forecast of 3.5% - 3.7% contraction of the global economy. However, global debt levels are expected to rise as countries speed up funding to access vaccines and manage economic stability.

Local Economic Review

The Coronavirus pandemic restricted Ghana's economic growth momentum. Real GDP growth was estimated to slow down from 6.5% in 2019 to 1.7% in 2020, due to fall off in oil prices and weakened global economic activity. Nonetheless, growth was sustained by a budding recovery in construction and manufacturing sectors, combined with favorable gold and cocoa prices. Inflation was expected to reach 10% in 2020 from 8.7% in 2019 due to pandemic-related interruptions in supply chains and expansionary monetary policy aimed at mitigating the economic impacts of COVID-19. The fiscal deficit was expected to widen to 10.5% of GDP in 2020 from 4.8% in 2019 due to revenue shortfall from weak economic activity and unanticipated increased health expenditure. The current account deficit was expected to narrow to 2.5% of GDP in 2020 from 2.8% in 2019 because of reduced demand for imports. Foreign exchange reserves maintained the previous year's level of 4 months of import cover as of October 2020. The Ghana cedi depreciated by 3.1% in 2020, compared with a 10%

depreciation in 2019. Ghana remains at high risk of debt distress in the International Monetary Fund's 2019 Debt Sustainability Analysis because of solvency and liquidity risks. The public debt-to-GDP ratio reached 71% in September 2020 from 63% a year earlier. The banking sector reform, including recapitalization of banks and liquidation of insolvent financial institutions, enhanced the overall resilience of the sector. Firms and household surveys showed that during the partial lockdown, an estimated number of 770,000 individuals experienced reduced wages, and 42,000 lost their jobs in 2020.

In Ghana, monetary and fiscal stimulus mitigated the impact of the COVID-19 on the economy. By the end of September, economic activities were above pre-pandemic levels driven especially by manufacturing, construction activities and credit to the private sector. The Ghanaian economy grew by 0.9% in 2020 compared to 7.9% the previous year according to the Ghana Statistical Service (GSS). The government again put in some fiscal measures to help stop the dire impact of the covid-19. These measures included a GH¢1.3 billion COVID-19 emergency fund, a GH¢3 billion credit stimulus for critical sectors and GH¢2 billion guaranteed SME Fund. The Central Bank of Ghana also deployed various strategies to boost economic growth including interest rate cut, waivers,

and reduction in key banking indices.

Inflation

Headline inflation was targeted by the Central Bank to be within $8 \pm 25\%$ supporting the overall economic policy of government. However, COVID-19 related factors drove up the prices, especially the spike in inflation observed during the 2nd quarter of 2020, which was on the back of events preceding the partial lockdown. Inflationary pressures, however, eased steadily in the early month of the 4th quarter, but increased to 10.4% in December 2020 compared to 7.9% in 2019. This was driven mainly by Government spending and increase in food prices which moved the rate beyond the BOG band of 8 ± 2 .

Currency Market

Report from Bank of Ghana showed that the cedi on year-on-year basis, depreciated by 2.66, 3.73 and 8.54 percent respectively against the dollar, the pounds sterling and the euro in August 2020, compared to a depreciation of 8.74, 4.02 and 5.10 percent respectively against the US dollar, the pounds sterling and the euro the same period in 2019. In bilateral terms the cedi appreciated 5.4, 4.9 and 0.3 percent respectively against the dollar, the pounds sterling and the euro on year-to-year basis. Comparatively for the corresponding period in 2019, the cedi's real exchange rate depreciated by 4.3 against the dollar and appreciated

by 0.7percent against the pounds sterling and the euro respectively.

Money Market / Interest Rates

Development in the money market indicated a decline in the interest rates for short dated instruments and mixed trends for medium to long-term dated instruments. The 91-day and 182-day Treasury bill rates reduced to 14.08% and 14.13% respectively in December 2020 from 14.69% and 15.15% respectively in December 2019. Also, the rate on the 364-day instrument reduced to 16.98% from 17.88% over the same comparative periods.

Rates on the secondary bond market broadly declined except rates on 5-year and 7-year bond which increased. Yields on the 5-year and 7-year bonds increased to 19.85% and 20.50% respectively. Yields on 2-year bonds, 3-year bonds and 6-year bonds however declined to 18.50%, 19.25% and 19.50% respectively. Rates on the 10-year, 15-year, and 20-year bond however, remained the same at 19.80%, 19.75% and 20.20% over the previous year respectively.

Stock Market

The Ghana Stock Exchange's Composite Index (GSE-CI) declined by 13.98% year-on-year at the end of December 2020, compared with a measured contraction of 12.25% in the same period in 2019. This was mainly on account of weak

stock performances in the Finance, Agriculture, Distribution, IT, and Food & Brewery sectors. Additionally, high yields on fixed income and other industry-specific issues continued to hamper the performance of stocks. The Financial Stocks Index (GSE-FSI) also contracted year-on-year by close of the year 2020 to 11.7% from 6.2% of 2019. GSE market capitalization stood at GH¢54.4billion the end of 2020 which represented a decline of 2.1% (GH¢3.09billion) compared with a contraction by 10.3% in December 2019. The improvement in market capitalization, in percent terms was mainly on the account of capital gains.

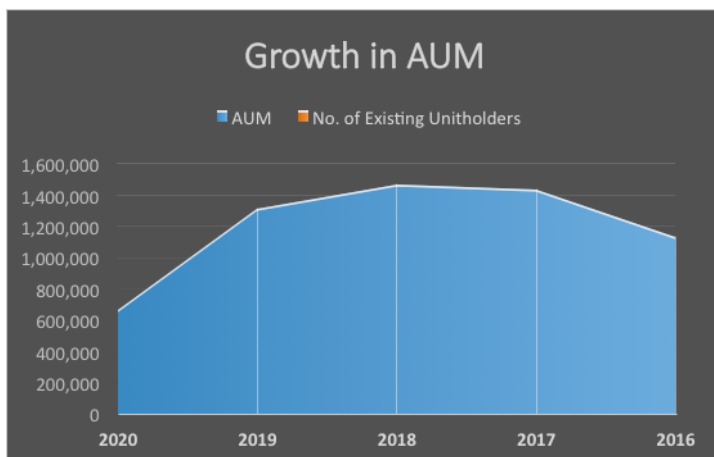
with total assets under management reducing drastically from ₵1,315,554 in 2019 to ₵669,074 in 2020 representing 49.14% decline due to the several redemptions made on the fund by unitholders. Covid-19 distorted markets sentiments and weakened the fundamentals of most stocks causing a decline of 14% in performance as against 12.5% decline recorded in 2019. This together with the continuous redemptions on the fund affected the performance of the fund resulting in net income from operations reducing from GH¢86,267 to negative GH¢19,687. The fund posted a negative return of -1.46% at the end of the period.

Fund Performance

MyWealth Unit Trust closed the year

Annual Yield

| | 2020 | 2019 |
|----------------------------|--------|--------|
| Annual Fund Yield | -1.46% | 5.27% |
| Yield on GoG One Year Note | 16.98% | 17.91% |
| Inflation | 10.4% | 7.90% |

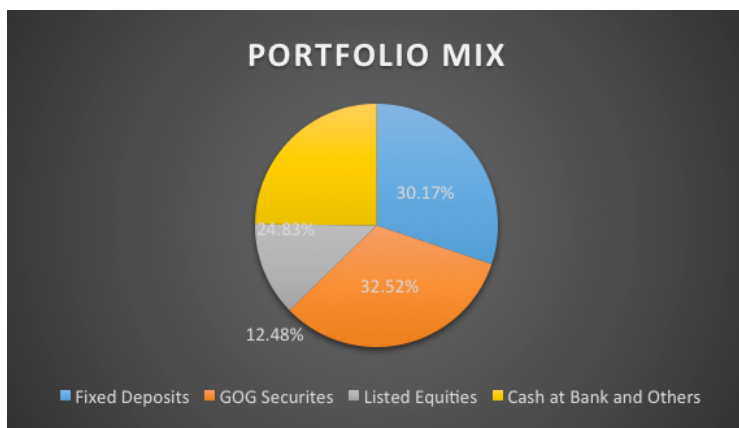


| | Dec. 31, 2020 | Dec. 31, 2019 |
|------------------------|---------------|---------------|
| Number of Unit Holders | 799 | 798 |
| Yield on the GSE - CI | -13.98% | -12.25% |
| Yield on the GSE - FSI | -11.73% | -6.23% |
| Fund Yield | -1.46% | 5.27% |

Portfolio Review and Asset Mix

The Fund manager adjusted and rebalanced the portfolio to reduce the potential losses incurred by the fund during the period under review. By the end of 2020 the fund had about 62.70% of its Assets under Management (AUM) invested in treasury bills and fixed term deposits with the banks and non-bank financial institutions. Listed equities accounted for 12.48% whiles cash and cash equivalents accounted for the remaining 24.83% of the Assets under Management. The percentage of cash held at the end of the period was to honour client redemption requests that were outstanding.

| | Dec. 31, 2020 | Dec. 31, 2019 |
|----------------------------------|---------------|---------------|
| Assets Under Management | 669,074 | 1,315,554 |
| % Fixed Income Securities on AUM | 62.70% | 89.59% |
| % Equities on AUM | 12.48% | 9.26% |
| % Cash & Cash Equivalents on AUM | 24.83% | 1.15% |



Fund Strategy

The fund manager will invest in Government of Ghana securities and Bank fixed term deposits as they provide more attractive and stable returns on investments in the short term. The fund manager will continue to monitor the performance of the stock market as the economy picks up amidst the pandemic and rebalance the portfolio if the need be to ensure the objective of the fund as a balanced fund is sustained. This strategy will improve the yield of the fund and consequently preserve the returns for unitholders.

Outlook for 2021 and Conclusion

The Ghanaian economy is expected to return to normalcy. Measures taken by government such as the successful implementation of the Ghana COVID-19 Alleviation Fund and Revitalization of Enterprise Support Program, has improved business confidence and increased demand for Ghana's export. In 2021, overall economic growth is expected to increase to 4%, Inflation is expected to ease to 8.2% in the midpoint of Bank of Ghana's target band of 6%-10%. The fiscal deficit for the year is projected to drop down to 7.2% in 2021, this will be mainly driven by an expected improvement in revenue collection in a recovery economy. Current account deficit is projected to increase to 2.8% of GDP as import volumes rise to their pre-pandemic levels.

The stock momentum that started in the last quarter of 2020 is expected to continue in 2021. We anticipate that the stock market will continue to go through the period of recovery from the turbulence witnessed in the banking industry and the resurgence of the coronavirus which mainly affected the performance of stocks. With these forecasts, the fund will continue to seek investments in stable and longer-term securities with your fund Manager mentoring the interest rate graph to safeguard and improve the returns due unitholders.

We encourage Unit holders not only to stay on board but also to increase their contributions to increase the total funds under management. This will sufficiently improve the performance of the fund and the utilization of available investment opportunities. We continue to assure unit holders that their investments are secured and safe with the fund manager despite the low confidence in the financial sector caused by the banking sector cleanup.

In conclusion, we would like to thank all our unit holders and encourage you to introduce My Wealth Unit Trust to your family and friends who are yet to join the fund. I wish you a blessed 2021.

Thank you for your attention.

Fund Manager
IFS Capital Management Limited



Independent Auditors' Report To the Members of My Wealth Unit Trust

Opinion

We have audited the financial statements of My Wealth Unit Trust, which comprise the statement of financial position as at December 31, 2020, and the statement of comprehensive income, statement of changes in equity and statement of cash flows for the year then ended, and notes to the financial statements, including a summary of significant accounting policies as set out on pages 22 to 31.

In our opinion, the accompanying financial statements present fairly, in all material respects, the financial position of the Company as at December 31, 2020, and its financial performance and its cash flows for the year then ended in accordance with International Financial Reporting Standards for SME's (IFRS for SME's).

Basis for Opinion

We conducted our audit in accordance with International Standards on Auditing (ISA). Our responsibilities under those standards

are further described in the Auditor's Responsibilities for the Audit of the Financial Statements section of our report.

We are independent of the Company in accordance with the International Ethics Standards Board for Accountants Code of Ethics for Professional Accountants (IESBA), and we have fulfilled our other ethical responsibilities in accordance with these requirements. We believe that the audit evidence we have obtained is sufficient and appropriate to provide a basis for our opinion.

Responsibilities of The Board of Directors for the Financial Statements

The Board of Directors is responsible for the preparation and fair presentation of the financial statements in accordance with International Financial Reporting Standards and with the requirements of the Companies Act 2019, (Act 992), and for such internal control as The Board of Directors determine is

necessary to enable the preparation of financial statements that are free from material misstatement, whether due to fraud or error. In preparing the financial statements, The Board of Directors is responsible for assessing the Company's ability to continue as a going concern, disclosing, as applicable, matters related to going concern and using the going concern basis of accounting unless The Board of Directors either intends to liquidate the Company or to cease operations, or has no realistic alternative but to do so.

The Board of Directors are responsible for overseeing the Company's financial reporting process.

Auditor's Responsibilities for the Audit of the Financial Statements

As part of an audit in accordance with ISA, we exercise professional judgment and maintain professional skepticism throughout the audit. We also;

i) Identify and assess the risks of material misstatement of the financial statements, whether due to fraud or error, design and perform audit procedures responsive to those risks, and obtain audit evidence that is sufficient and appropriate to provide

a basis for our opinion. The risk of not detecting a material misstatement resulting from fraud is higher than for one resulting from error, as fraud may involve collusion, forgery, intentional omissions, misrepresentations, or the override of internal control.

ii) Obtain an understanding of internal control relevant to the audit in order to design audit procedures that are appropriate in the circumstances, but not for the purpose of expressing an opinion on the effectiveness of the Scheme's internal control.

iii) Evaluate the appropriateness of accounting policies used and the reasonableness of accounting estimates and related disclosures made by The Board of Trustees.

iv) Conclude on the appropriateness of The Board of Trustees' use of the going concern basis of accounting and, based on the audit evidence obtained, whether a material uncertainty exists related to events or conditions that may cast significant doubt on the Scheme's ability to continue as a going concern. If we conclude that a material uncertainty exists, we are required to draw attention in our auditor's report to the related disclosures in the financial statements or, if such disclosures are inadequate, to modify our opinion. Our conclusions are based on the

audit evidence obtained up to the date of our auditor's report. However, future events or conditions may cause the Scheme to cease to continue as a going concern.

v) Evaluate the overall presentation, structure, and content of the financial statements, including the disclosures, and whether the financial statements represent the underlying transactions and events in a manner that achieves fair presentation.

We communicate with The Board of Trustees regarding, among other matters, the planned scope and timing of the audit and significant audit findings, including any significant deficiencies in internal control that we identify during our audit.

Report on Other Legal and Regulatory Requirements

The Companies Act, 2019 (Act 992), the Securities and Industry Act, 2016 (Act 929), and the Unit Trusts and Mutual Funds Regulations, 2001 (L.I. 1695) requires that in carrying out our audit we consider and report on the following matters. We confirm that:

i) we have obtained all the information and explanations which to the best of our knowledge and belief were necessary for the purpose of our audit;

ii) in our opinion proper books of account have been kept by the Scheme, so far as appears from our examination of those books; and

iii) the statement of net assets available for benefits and statement of changes in net assets available for benefits are in agreement with the books of account.

A. S. Obodai (ICAG/P/1345)

**OBS Accounting (ICAG/F/2020/201)
Chartered Accountants**

P. O. Box TS 585

Teshie

Tel: 0275300840

5th June, 2021

Financial Statements

MY WEALTH UNIT TRUST STATEMENT OF ASSETS AND LIABILITIES AS AT 31ST DECEMBER 2020

| QUOTED EQUITY | % Net Assets | No. of Shares | Market Value 2020 GH¢ | Market Value 2019 GH¢ |
|-----------------------------------|---------------|---------------|-----------------------|-----------------------|
| Banking | | | | |
| Ghana Commercial Bank | 0.43 | 600 | 2,430 | 3,060 |
| Societe-Generale | 1.12 | 10,000 | 6,400 | 7,200 |
| Ecobank Ghana Ltd | 2.90 | 2,300 | 16,560 | 18,607 |
| Cal Bank | 1.83 | 15,160 | 10,460 | 13,492 |
| Standard Chartered Bank | 1.14 | 400 | 6,524 | 7,360 |
| Petroleum | | | | |
| Total Petroleum Ltd | 0.25 | 500 | 1,415 | 1,500 |
| Benso Oil Plantation | 1.12 | 3,200 | 6,400 | 9,152 |
| Ghana Oil Ltd | 1.32 | 5,000 | 7,500 | 8,500 |
| Insurance | | | | |
| Enterprise Group Ltd | - | - | - | - |
| Selling & Distribution | | | | |
| Fanmilk Ghana Ltd | 0.19 | 1,000 | 1,080 | 4,120 |
| Unilever Ghana Ltd | 4.33 | 2,980 | 24,704 | 48,872 |
| Total Quoted Equity | 14.64 | 41,140 | 83,474 | 121,863 |
| Short Term Funds | | | | |
| Cash at bank and on Call | 29.14 | | 166,123 | 15,024 |
| Short Term Investment | 69.30 | | 395,135 | 1,154,562 |
| Total Short Term Funds | 98.44 | | 561,258 | 1,169,587 |
| Total Investments | | | | |
| Total Accounts Receivable | 113.08 | | 644,731 | 1,291,450 |
| Other Assets | 4.27 | | 24,343 | 24,104 |
| | - | | - | - |
| Total Accounts Payable | (17.35) | | (98,935) | (100,050) |
| Net Assets | 100.00 | | 570,139 | 1,215,504 |

**MY WEALTH UNIT TRUST
STATEMENT OF ASSETS AND LIABILITIES
AS AT 31ST DECEMBER 2020**


| ASSETS | Note | 2020 GH¢ | 2019 GH¢ |
|-------------------------------|-------------|---------------------|---------------------|
| Long Term Investments | 4 | 83,474 | 121,863 |
| Short Term Investments | 5 | 395,135 | 1,154,562 |
| Accounts Receivable | 6 | 24,343 | 24,104 |
| Other Assets | | - | - |
| Bank & Cash Balances | | 166,123 | 15,024 |
| Total Assets | | 669,074 | 1,315,554 |
| LIABILITIES | | | |
| Accounts Payable | 7 | 98,935 | 100,050 |
| Net Assets | | 570,139 | 1,215,504 |
| UNITHOLDERS FUNDS | | | |
| Capital Accounts | 8 | (380,456) | 245,221 |
| Income & Distribution Account | | 950,596 | 970,282 |
| | | 570,139 | 1,215,504 |

Approved by the Trustees and Fund Manager on 19th July, 2021



.....
FUND MANAGER

.....



.....
TRUSTEE

MY WEALTH UNIT TRUST
INCOME AND DISTRIBUTION ACCOUNTS
FOR THE YEAR ENDED 31ST DECEMBER 2020

| Dealings with members | Note | 2020 GH¢ | 2019 GH¢ |
|---|-------------|---------------------|---------------------|
| Investment Income | 9 | 62,369 | 212,922 |
| Less Admin. Expenses: | | | |
| Management Fees | | (13,388) | (28,494) |
| Administrative Expenses | | (10,778) | (10,685) |
| Auditors Fees | | (4,800) | (4,236) |
| Trustee Fees | | (14,610) | (11,011) |
| Redemption Fees | | - | - |
| Other Expenses | 10 | (90) | (6) |
| Net Investment Income before Capital Gain/(Loss) | | 18,703 | 158,490 |
| Net Realized Capital Gain/(Loss) | 11 | - | - |
| Net Investment Income | | 18,703 | 158,490 |
| Net Unrealized Capital Gain/(Loss) | | (38,390) | (72,222) |
| Net Investment Income Operations | | (19,687) | 86,267 |
| Accumulated Net Investment Income | | | |
| For the Year Ended 31st December 2020 | | | |
| Balance at 1st January | | 970,282 | 884,015 |
| Net Income Transferred from Income and Distribution Account | | (19,687) | 86,267 |
| Balance at 31st December | | 950,596 | 970,282 |

MY WEALTH UNIT TRUST
STATEMENT OF MOVEMENT IN NET ASSETS
FOR THE YEAR ENDED 31ST DECEMBER 2020

| From Operations: | 2020 GH¢ | 2019 GH¢ |
|--|------------------------------|------------------------------|
| Net Investment Income before Capital gain | 18,703 | 158,490 |
| Net Realized Capital Gain/(Loss) | - | - |
| Net Unrealized Capital Gain/(Loss) | (38,390) | (72,222) |
| TOTAL ASSETS | (19,687) | 86,267 |
| From Capital Transaction: | | |
| Proceeds from sale of units | 63,369 | 372,163 |
| Cash outflow for units redeemed | (689,046) | (655,231) |
| Net Cash inflow/(outflow) from Capital Transactions | (625,677) | (283,068) |
| Total Increase in Net Assets | (645,364) | (196,800) |
| Net Assets at 1st January | 1,215,504 | 1,412,304 |
| Net Assets at 31st December | 570,140 | 1,215,504 |
| Statement of Movement in Issued Units for the Year Ended 31st December 2020 | | |
| | 2020 No. of Units | 2019 No. of Units |
| Number of Units- 1st January | 4,229,299 | 5,388,585 |
| Number of Units Issued during the Year | 193,539 | 1,420,995 |
| Number of Units Redeemed during the Year | (2,435,698) | (2,580,281) |
| TOTAL LIABILITIES | 1,987,140 | 4,229,299 |

**MY WEALTH UNIT TRUST
PORTFOLIO SUMMARY
AS AT 31ST DECEMBER 2020**

| EQUITY | No of Shares 31/12/20 | No of Shares 31/12/19 | Market Value 31/12/20 | Market Value 31/12/19 | Sales During The Year | Purch. During The Year | Capital Gain/Loss 31/12/20 |
|---------------|----------------------------------|----------------------------------|----------------------------------|----------------------------------|----------------------------------|---------------------------------------|---------------------------------------|
| | | | GH¢ | GH¢ | GH¢ | GH¢ | GH¢ |
| GCB | 600 | 600 | 2,430 | 3,060 | - | - | (630) |
| SOGEGH | 10,000 | 10,000 | 6,400 | 7,200 | - | - | (800) |
| ECOBANK | 2,300 | 2,300 | 16,560 | 18,607 | - | - | (2,047) |
| CAL BANK | 15,160 | 15,160 | 10,460 | 13,492 | - | - | (3,032) |
| TOTAL | 500 | 500 | 1,415 | 1,500 | - | - | (85) |
| FANMILK | 1,000 | 1,000 | 1,080 | 4,120 | - | - | (3,040) |
| GOIL | 5,000 | 5,000 | 7,500 | 8,500 | - | - | (1,000) |
| EGL | - | - | - | - | - | - | - |
| SCB | 400 | 400 | 6,524 | 7,360 | - | - | (836) |
| UNIL | 2,980 | 2,980 | 24,704 | 48,872 | - | - | (24,168) |
| BOPP | 3,200 | 3,200 | 6,400 | 9,152 | - | - | (2,752) |
| | 41,140 | 41,140 | 83,474 | 121,863 | - | - | (38,390) |

Realized Capital Loss

-

Unrealized Capital Gain

(38,390)

Balance on Unrealized Gain/
(Loss) Reserve

(66,308) (27,918)

At Cost

17,165 93,945

UNREALISED GAIN/(LOSS) RESERVE

**2020
GH¢**

**2019
GH¢**

Balance At 1st January,

(27,918)

44,304

Unrealized Gain/(Loss) For The Year

Charged To Income & Distribution Accounts

(38,390)

(72,222)

Realized Loss on Sale of Shares

Transferred To Realized Gain/(Loss) Accounts

-

-

Balance At 31st December,

(66,308)

(27,918)

**MY WEALTH UNIT TRUST
STATEMENT OF CASHFLOW
FOR THE YEAR ENDED 31ST DECEMBER 2020**

| Cash flows from Operating Activities | 2020 GH¢ | 2019 GH¢ |
|--|---------------------|---------------------|
| Net Assets from Operations | (19,687) | 86,267 |
| Adjustments for: | | |
| Unrealized (Gain)/Loss | 38,390 | 72,222 |
| | 18,703 | 158,490 |
| Working Capital Adjustments | | |
| (Increase)/Decrease in Investment in Equities | - | 160,268 |
| (Increase)/Decrease in Government Securities | (28,554) | 29,522 |
| (Increase)/Decrease in Fixed Deposits | 787,982 | (380,836) |
| (Increase)/Decrease in Accounts Receivable | (239) | 279,742 |
| (Increase)/Decrease in Other Assets | - | - |
| Increase/(Decrease) in Total Liabilities | (1,115) | 43,200 |
| Net Cashflows Used In Operating Activities | 776,777 | 290,385 |
| Cash flows from Finance Activities | | |
| Proceeds from Sale of Units | 63,369 | 372,163 |
| Payments for Redemption of Units | (689,046) | (655,231) |
| Net Change In Cash & Cash Equivalents | 151,099 | 7,317 |
| Cash & Cash Equivalents at 1st January, | 15,024 | 7,707 |
| Cash & Cash Equivalents at 31st December, | 166,123 | 15,024 |

Notes to the Financial Statements for the year ended 31st December 2020

1. Scheme information

My Wealth Unit Trust is an open-ended unit trust governed by the laws of the Republic of Ghana and the Unit Trust and Mutual Fund Regulations, 2001, (L.I.1695). The initial offering of the trust began on June 3, 2013. The Trust's registered office is at Plot 7, Nii Yemoh Street, East Legon. The Trust is managed by IFS Capital Management Limited ("The Trust Manager"). The Trust's Trustee is Universal Merchant Bank Limited. The Trust's units are redeemable at the unit holder's option, and the units are not traded on the Ghana Stock Exchange.

2. Basis of preparation

a) Statement of compliance

The financial statements of the trust have been prepared in accordance with the International Financial Reporting Standards (IFRS) as issued by the International Accounting Standards Board (IASB) and in compliance with The Unit Trust and Mutual Fund Regulations, 2001, (L.I.1695) and relevant Guidelines.

b) Basis of measurement

The financial statements have been prepared on the historical cost convention, as modified by the revaluation of certain financial instruments. The actuarial present value of pensions and other future benefits of the Scheme are not applicable to these Financial Statements. The principal accounting policies adopted in the preparation of these financial statements remain unchanged from the previous year.

c) Foreign Currency Translation

i) Functional & presentational currency

Items included in the financial statements are measured using the currency of the primary economic environment in which the company operates ('the functional currency'). The financial statements are presented in Ghana cedi (GH¢), which is the functional presentation currency.

ii) Transactions & balances

Foreign currency transactions are translated into the functional currency using the exchange rates prevailing at the dates of the transactions. Foreign exchange gains and losses resulting from the settlement of such transactions and from the translation at year-end exchange rates of monetary assets and liabilities denominated in foreign currencies are recognized in the profit or loss account. Foreign exchange gains and losses that relate to borrowings and cash and cash equivalents are presented in profit or loss within finance income or costs. All other foreign exchange gains and losses are presented in profit and loss within 'other (losses)/gains – net'.

d) Use of Estimates and Judgements

The preparation of financial statements in conformity with the IFRS, requires the use of certain critical accounting estimates. It also requires management to exercise its judgement in the process of applying the company's accounting policies. Areas involving a higher degree of judgement or complexity, or areas where assumptions and estimations are significant to the

financial statements, are disclosed in notes 14 to 28.

e) Fair value of financial instruments

Where the fair value of financial assets and financial liabilities recorded on the statement of financial position cannot be derived from active markets, they are determined using a variety of valuation techniques that include the use of mathematical models. The inputs to these models are derived from observable market data where possible, but if this is not available, judgement is required to establish fair value.

f) Impairment

i) financial assets

A financial asset is considered to be impaired if objective evidence indicates that one or more events have had a negative effect on the estimated future cash flow of that asset.

An impairment loss in respect of a financial asset measured at amortized cost is calculated as the difference between its carrying amount, and the present value of the estimated cash flows discounted at the original effective interest rate. An impairment loss

in respect of an available-for-sale financial asset is calculated by reference to its current fair value.

Individual significant financial assets are tested for impairment on an individual basis. The remaining financial assets are assessed collectively in groups that share similar credit risk. All impairment losses are recognized in the income statement. An impairment loss is reversed if the reversal can be related objectively to an event occurring after the impairment loss was recognized.

3. Accounting Policies

The principal accounting policies applied in the preparation of these financial statements are set out below. These policies have been consistently applied, unless otherwise stated.

a) Investment Income

Dividend income from investments are recognized when the shareholders' right to receive payment has been established. Interest income is accrued on a time basis by reference to the principal outstanding and the effective interest rate applicable.

b) *Non-derivative financial instruments*

These comprise investment in shares, treasury bills, cash and cash equivalents, trade and other receivables, loans and borrowings and trade and other payables.

c) *Financial assets*

Initial recognition and measurement
Financial assets within the scope of IAS 39 are classified as financial assets at fair value through profit or loss, loans and receivables, held-to-maturity investments, available-for-sale financial assets, or as derivatives designated as hedging instruments in an effective hedge, as appropriate. The Trustees of the Scheme determines the classification of its financial assets.

All financial assets are recognized initially at fair value plus transaction costs, in the case of assets not at fair value through profit or loss.

Purchases or sales of financial assets that require delivery of assets within a time frame established by regulation or convention in the marketplace (regular way trades) are recognized on the trade date, i.e., the date that the company commits to purchase or sell the asset.

Derecognition

A financial asset (or, where applicable, a part of a financial asset or part of a group of similar financial assets) is derecognized when:

i) The rights to receive cash flows from the asset have expired.

ii) The Company has transferred its rights to receive cash flows from the asset or has assumed an obligation to pay the received cash flows in full without material delay to a third party under a 'pass-through' arrangement; and either (a) the Company has transferred substantially all the risks and rewards of the asset, or (b) the company has neither transferred nor retained substantially all the risks and rewards of the asset, but has transferred control of the asset.

When the company has transferred its rights to receive cash flows from an asset or has entered into a pass-through arrangement and has neither transferred nor retained substantially all of the risks and rewards of the asset nor transferred control of it, the asset is recognized to the extent of the Company's continuing involvement in it.

Continuing involvement that takes the form of a guarantee over the transferred asset is measured at the lower of the original carrying amount of the asset and the maximum amount of consideration that the Company could be required to repay.

d) Cash and cash equivalents

Cash and cash equivalents comprise cash on hand and demand deposits, together with other short term, highly liquid investments that are readily convertible into known amounts of cash and which are subject to an insignificant risk of changes in value.

e) Held-to-maturity investments

Non-derivative financial assets with fixed or determinable payments and fixed maturities are classified as held-to-maturity when the Company has the positive intention and ability to hold them to maturity. After initial measurement, held-to-maturity investments are measured at amortized cost using the effective interest method, less impairment. Amortized cost is calculated by taking into account any discount or premium on acquisition and fees or costs that are an integral part of the EIR. The EIR amortization is included

in finance income in the income statement. The losses arising from impairment are recognized in the income statement in finance costs.

f) Available-for-sale financial investments

Available-for-sale financial investments include equity and debt securities. Equity investments classified as available-for-sale are those, neither classified as held-for-trading nor designated at fair value through profit or loss. Debt securities in this category are those which are intended to be held for an indefinite period of time and which may be sold in response to needs for liquidity or in response to changes in the market conditions.

After initial measurement, available-for-sale financial investments are subsequently measured at fair value with unrealized gains or losses recognized as other comprehensive income in the available-for-sale reserve until the investment is derecognized, at which time, the cumulative gain or loss is recognized in other operating income, or determined to be impaired, at which time the cumulative loss is reclassified to the income statement in finance costs and removed from the available-for-sale reserve.

Interest income on available-for-sale debt securities is calculated using the effective interest method and is recognized in profit or loss.

g) Financial liabilities

Initial recognition and measurement
Financial liabilities within the scope of IAS 39 are classified as financial liabilities at fair value through profit or loss, loans and borrowings, or as derivatives designated as hedging instruments in an effective hedge, as appropriate. The company determines the classification of its financial liabilities at initial recognition.

All financial liabilities are recognized initially at fair value and, in the case of loans and borrowings, carried at amortized cost. This includes directly attributable transaction costs. The Company's financial liabilities include trade and other payables, bank overdrafts, loans and borrowings.

Derecognition

A financial liability is derecognized when the obligation under the liability is discharged or cancelled or expires. When an existing financial liability is replaced by another from the same lender on substantially different terms, or the terms of an existing liability

are substantially modified, such as an exchange or modification is treated as a derecognition of the original liability and the recognition of a new liability. The difference in the respective carrying amounts is recognized in the income statement.

h) Provisions

Provisions are recognized when present obligations as a result of a past event will probably lead to an outflow of economic resources from the company and amounts can be estimated reliably.

i) New standards and interpretations not yet adopted

IFRS 9 Financial Instruments

Effective for annual periods beginning on or after 1 January 2020

All financial assets are measured at fair value on initial recognition, adjusted for transaction costs if the instrument is not accounted for at fair value through profit or loss (FVTPL).

Debt Instruments are subsequently measured at FVTPL, amortized cost or fair value through other comprehensive income (FVOCI), on the basis of their contractual

cash flows and the business model under which the debt instrument are held.

There is a fair value option (FVO) that allows financial assets on initial recognition to be designated as FVTPL if that eliminates or significantly reduces an accounting mismatch.

Equity instruments are generally measured at FTVPL. However, entities have an irrevocable option on an instrument-by-instrument basis to present changes in the fair value of non-trading instruments in other comprehensive income (OCI) (without subsequent reclassification to profit or loss).

For financial liabilities designated as FVTPL using the FVO, the amount of change in the fair value of such financial liabilities that is attributable to changes in credit risk must be presented in OCI. The remainder of the change in fair value is presented in profit or loss unless presentation of the fair value change in respect of the liability's credit risk in OCI would create or enlarge an accounting mismatch in profit or loss.

Impact

The application of IFRS 9 may change the measurement and presentation of many financial instruments, depending on their contractual cash flows and business model under which they are held. The impairment requirements will generally result in earlier recognition of credit losses. The new hedging model may lead to more economic hedging strategies meeting the requirements for hedge accounting.

**MY WEALTH UNIT TRUST
NOTES TO THE FINANCIAL STATEMENTS
FOR THE YEAR ENDED 31ST DECEMBER 2020**

| 4 LONG TERM INVESTMENT | | 2020 GH¢ | | 2019 GH¢ |
|--------------------------------|------------------|---------------------|------------------|---------------------|
| Investment in Quoted Shares | | 83,474 | | 121,863 |
| 5 SHORT TERM INVESTMENT | | | | |
| Fixed Deposits | | 194,910 | | 982,892 |
| Treasury Bills | | 200,225 | | 171,671 |
| | | 395,135 | | 1,154,562 |
| 6 ACCOUNTS RECEIVABLE | | | | |
| Interest Receivable | | 24,343 | | 24,104 |
| 7 ACCOUNTS PAYABLE | | | | |
| Auditors Fees | | 4,800 | | 8,680 |
| Management Fees | | 46,831 | | 58,443 |
| Trustee Fees | | 14,610 | | 11,011 |
| Administrative Fees | | 32,694 | | 21,916 |
| Other Payables | | - | | - |
| | | 98,935 | | 100,050 |
| 8 CAPITAL ACCOUNT | Units | 2020 GH¢ | Units | 2019 GH¢ |
| Balance at 1st January | 4,229,299 | 245,221 | 5,388,585 | 528,289 |
| Value of Units Sold | 193,539 | 63,369 | 1,420,995 | 372,163 |
| Value of Units Redeemed | (2,435,698) | (689,046) | (2,580,281) | (655,231) |
| Balance at 31st December | 1,987,140 | (380,456) | 4,229,299 | 245,221 |

| 9 INCOME | 2020 GH¢ | 2019 GH¢ |
|-----------------------------|---------------------|---------------------|
| Dividend Received on Stocks | 5,596 | 7,833 |
| Interest on Fixed Deposits | 26,326 | 173,238 |
| Interest on Load Account | - | - |
| Interest on Treasury Bills | 30,448 | 31,851 |
| | 62,369 | 212,922 |

| 10 OTHER EXPENSES | | |
|--------------------------|-----------|----------|
| Bank Charges | 90 | 6 |

| 11 REALISED GAIN/(LOSS) ON SHARES | | |
|--|---|---|
| Proceeds from sale of Shares | - | - |
| Cost of Shares Sold | - | - |
| Transfer from Unrealized Gain/(Loss) Reserve | - | - |
| | - | - |

12. Financial risk management

i) Overview

The Scheme has exposure to the following risk from its use of financial instruments:

1. credit/Portfolio/Asset risk
2. liquidity risk
3. market risk
4. operational risk

This notes present information about the Scheme's exposure to each of the above risks, the Scheme's objectives, policies, and procedures for measuring and managing risk, and its management of capital.

Risk management framework

The board of Trustees has overall responsibility for the establishment and oversight of the Scheme's risk management framework. The Trustee is responsible for monitoring compliance with the Scheme's risk management policies and procedures, and for reviewing the adequacy of the risk management framework in relation with the risk faced by the Scheme.

The Scheme's risk management policies are established to identify and analyze the risk faced by the Scheme, to set appropriate risk limits and controls, and to monitor risks and adherence to

ii) Credit risk

Credit risk is the risk of financial loss to the Scheme if a customer or counterparty to a financial instrument fails to meet its contractual obligations.

iii) Liquidity risk

Liquidity risk is the risk that the Scheme either does not have sufficient financial resources available to meet its obligations and commitments as they fall due or can access them only at excessive cost. The Scheme's approach to managing liquidity is to ensure that it will maintain adequate liquidity to meet its liabilities when due. It is the Scheme's policy to maintain adequate liquidity at all times, and for all currencies.

iv) Market risk

Market risk is the risk that changes in market prices, such as foreign exchange rates, interest rates and equity prices will affect the Scheme's income or the value of its holdings of financial instruments. The objective of market risk management is to manage and control market risk exposures within acceptable parameters, while optimizing the return.

v) Operational risk

Operational risk is the risk of direct or indirect loss due to an event or action resulting from the failure of internal processes, people and systems, or from external events. The Scheme seeks to ensure that key operational risks are managed in a timely and effective manner through a framework of policies, procedures, and tools to identify, assess, monitor, control and report such.

13. Contingent Liabilities and commitments

i) Contingent liabilities

Pending legal suits:

There were no contingent liabilities as at the balance sheet date.

ii) Capital expenditure commitments

Under contract, there were no capital commitments as at the balance sheet date.

14. Events after reporting period

Events subsequent to the balance sheet date are reflected in the financial statements only to the extent that they relate to the year under consideration and the effect is material.

Proxy Form

My Wealth Unit Trust

I/We

Of

Being unitholder/unitholders of My Wealth Unit Trust hereby appoint

.....

Of.....

(address)

Or failing him/her duly appoint

.....

Of.....

(address)

As my/our proxy to vote for me/us on my/our behalf at the Annual General Meeting of the Company to be held via zoom on Friday, September 17, 2021 at 10:00am prompt and any adjournment thereof.

I/We direct that my/our vote(s) be cast on the specified resolution as indicated by an X in the appropriate space

| No. | Resolutions | For | Against |
|-----|---|-----|---------|
| 1 | To receive the report of the Manager of the year 2020 | | |
| 2 | To receive the Audited financial statements of My Wealth Unit Trust for the year ended December 31, 2020 together with the Trustees and Auditors report thereon | | |
| 3 | To authorize the Manager to appoint and fix the remuneration of the Auditors for the year 2021. | | |

Dated this day of 2021



Investment at your finger tips!
**Make deposits from your phone with
IFS Capital Mobile Deposit**

Dial *718*78#

And follow instructions for preferred deposit.

ALL YOU NEED IS YOUR IFS CAPITAL ACCOUNT NUMBER

✉ clientservice@ifscapitalgh.com
🌐 www.ifscapitalgh.com

call us now on:
0302 777 081
0571 386 759

Asset Management | Corporate Finance | Investment Advisory | Research | Pension Fund Management

Contact Us:

IFS Capital Management Ltd, Nii Yemoh Avenue Plot No.7, East Legon Accra.

P. O. Box SR, Accra, Ghana

Tel: +233 (0) 302 777 233 / 77 081

Fax: +233 (0) 302 769 305

Mobile: +233 (0) 571 386 759

Email: clientservice@ifscapital.com

Website: www.ifscapital.com

Whatsapp: +233 (0) 276 020 151 / Facebook: IFS Capital

Licensed by Securities & Exchange Commission and National Pensions Regulatory Authority

